


Using the Sphereon Wallet

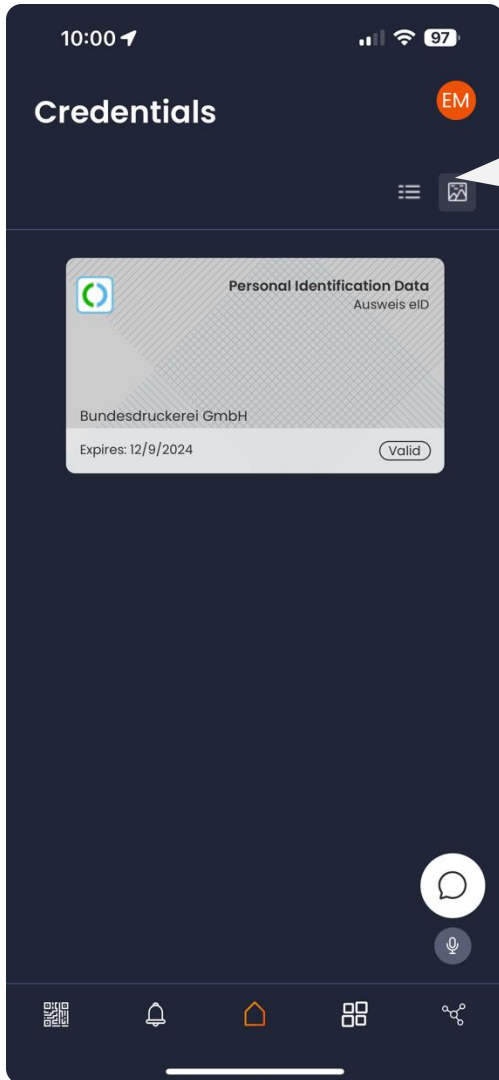


Sphereon Wallet

Using the Sphereon Wallet



Using the Wallet



This is the “Home” of Wallet.

The default view is the Card view.

Using the Wallet



But you can switch to a List view.

Using the Wallet



On the bottom you see a menu bar.

The Menu bar



Sphereon Wallet

Using the Wallet

This icon is for the Home view.



Using the Wallet

This is for the QR-code scanning.

It enables you to scan a QR-code presented by an organization that wants to provide you with a credential.



Using the Wallet

The same icon also enables you to scan a QR-code presented by an organization that requests information from you.



Using the Wallet

This is for the Notifications view.

If there are messages for you from one of your Contacts, you will find them here.



Using the Wallet

This is for the Catalog view.

The Catalog view will show you all the credential cards that are available for you to collect in your wallet.



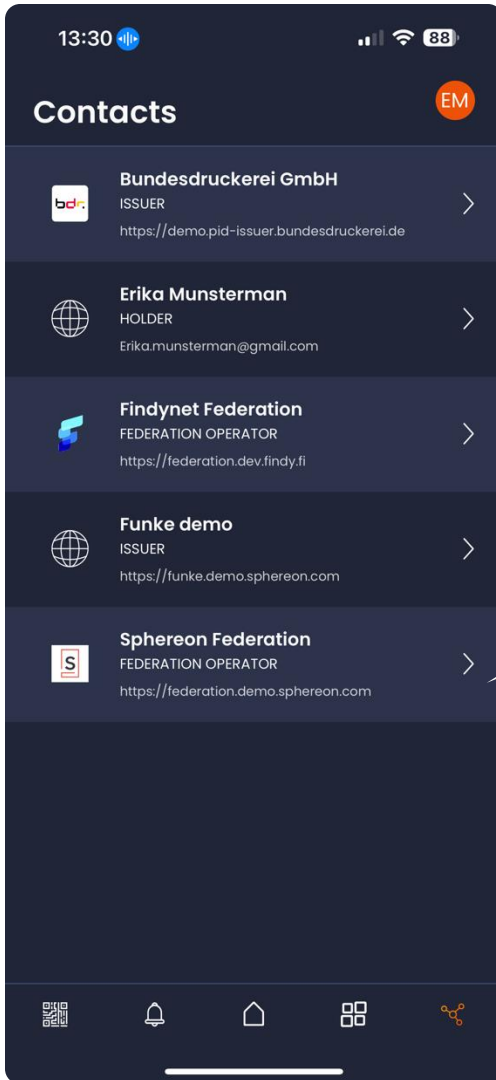
Using the Wallet

This is for the Contacts view.

Any organization that you have agreed to have a connection with, can be found here.



Using the Wallet



You can navigate and use all the wallet functions using the menu bar.

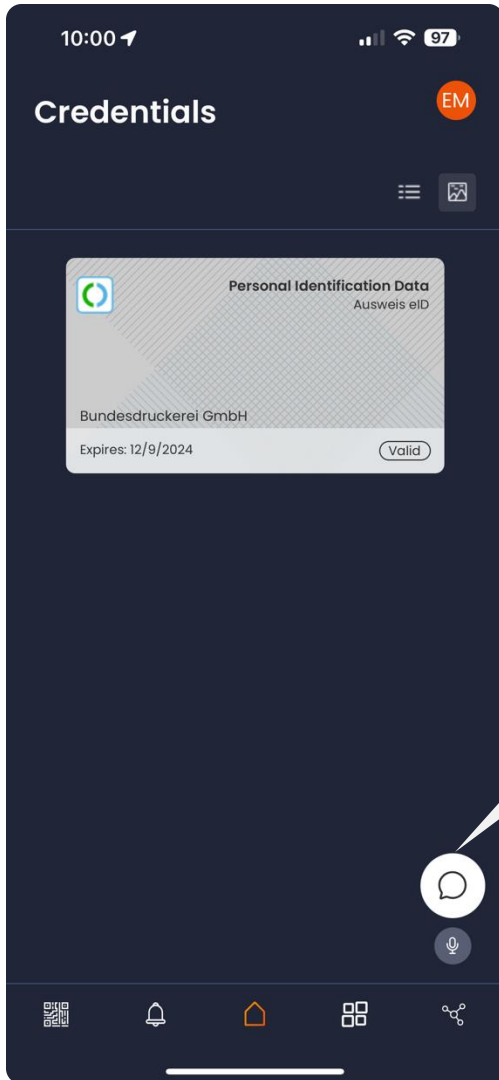
You can access details by pressing information that has an > arrow next to it.

Using the Digital Assistant



Sphereon Wallet

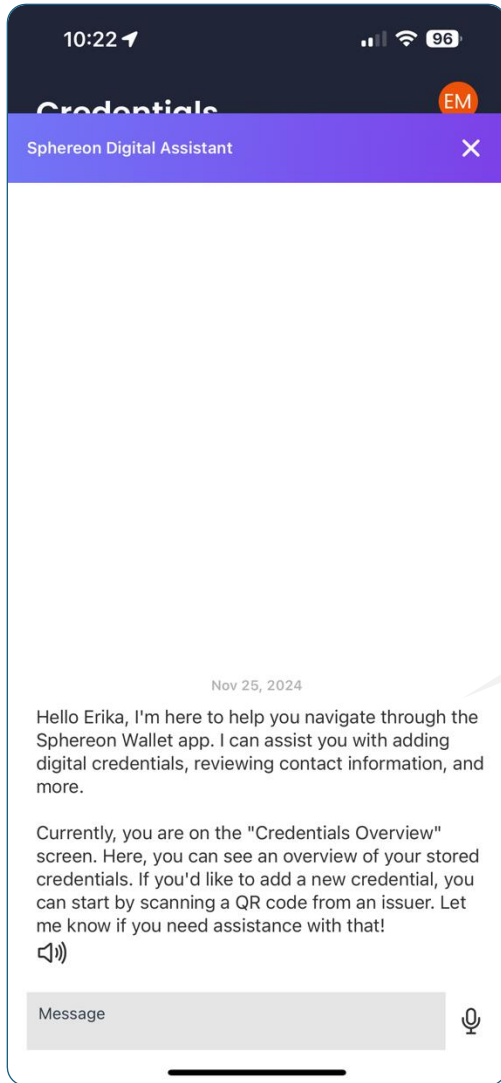
Using the Wallet



Near the bottom you see a Chat icon.

It enables the Digital Assistant interface for the Sphereon wallet.

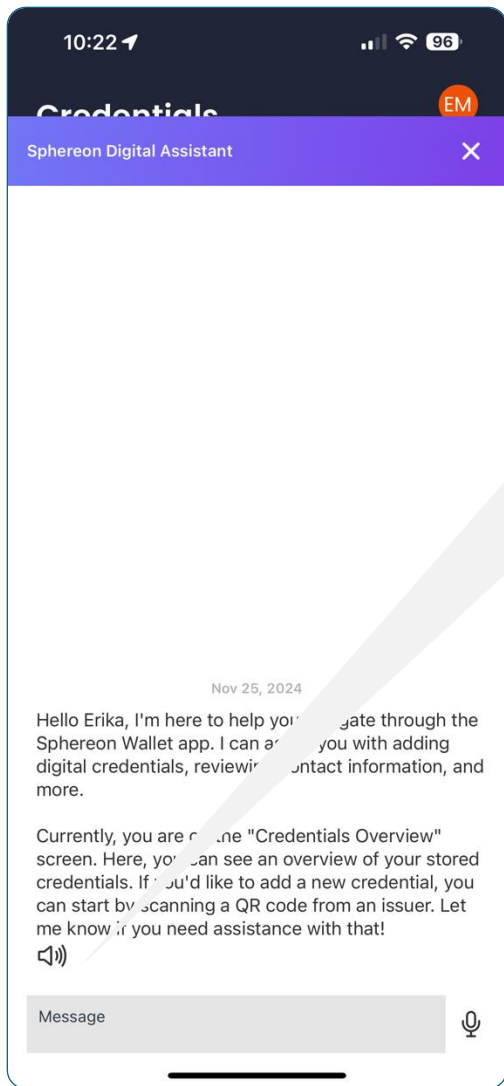
Using the Wallet




The chat interface offers a novel way to use the wallet.

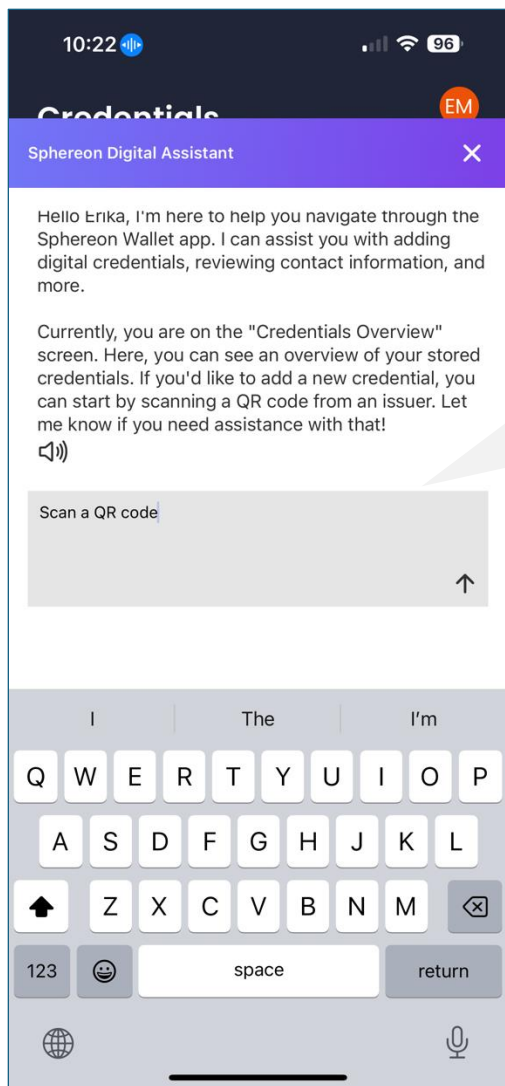
First, it provides contextual Help.

Using the Wallet



Clicking the  icon will activate the Text-to-Speech function, helping users that have reading challenges.

Using the Wallet




Clicking the gray message-box will activate the input-field.

It also activates the keyboard.

You can type a command to instruct the Digital Assistant.

Using the Wallet



In german?

Hallo Erica! Ich bin hier, um Ihnen beim Verwalten Ihrer digitalen Berechtigungen in der Sphereon Wallet App zu helfen. Sie können neue Berechtigungen hinzufügen, bestehende überprüfen und sie sicher mit vertrauenswürdigen Parteien teilen.

Sie befinden sich gerade auf dem Überblicksbildschirm für Berechtigungen. Hier können Sie alle Berechtigungen sehen, die Sie aktiv in Ihrem Wallet haben. Möchten Sie eine neue Berechtigung hinzufügen? Ich kann Sie durch den Prozess führen. Möchten Sie zum QR-Scanner wechseln, um zu beginnen?



Turkish?

Merhaba Erica! Sphereon Cüzdan uygulamasında dijital kimlik bilgilerinizi yönetmenize yardımcı olabilirim. Yeni kimlik bilgileri ekleyebilir, mevcut olanları inceleyebilir ve bunları güvendiğiniz kişilerle güvenli bir şekilde paylaşabilirsiniz.

Şu anda Kimlik Bilgileri Genel Bakış Ekranındasınız. Burada cüzdanınızda şu anda hangi kimlik bilgilerine sahip olduğunuzu görebilirsiniz. Yeni bir kimlik bilgisi eklemek ister misiniz? Süreci size kolaylıkla anlatabilirim. Başlamak için QR tarayıcısına geçmek ister misiniz?




Message



The Digital Assistant also support most of the world's languages, including many dialects.

Using the Wallet



In german?

Hallo Erica! Ich bin hier, um Ihnen beim Verwalten Ihrer digitalen Berechtigungen in der Sphereon Wallet App zu helfen. Sie können neue Berechtigungen hinzufügen, bestehende überprüfen und sie sicher mit vertrauenswürdigen Parteien teilen.

Sie befinden sich gerade auf dem Überblicksbildschirm für Berechtigungen. Hier können Sie alle Berechtigungen sehen, die Sie aktiv in Ihrem Wallet haben. Möchten Sie eine neue Berechtigung hinzufügen? Ich kann Sie durch den Prozess führen. Möchten Sie zum QR-Scanner wechseln, um zu beginnen?



Turkish?

Merhaba Erica! Sphereon Cüzdan uygulamasında dijital kimlik bilgilerinizi yönetmenize yardımcı olabilirim. Yeni kimlik bilgileri ekleyebilir, mevcut olanları inceleyebilir ve bunları güvendiğiniz kişilerle güvenli bir şekilde paylaşabilirsiniz.

Şu anda Kimlik Bilgileri Genel Bakış Ekranındasınız. Burada cüzdanınızda şu anda hangi kimlik bilgilerine sahip olduğunuzu görebilirsiniz. Yeni bir kimlik bilgisi eklemek ister misiniz? Süreci size kolaylıkla anlatabilirim. Başlamak için QR tarayıcısına geçmek ister misiniz?

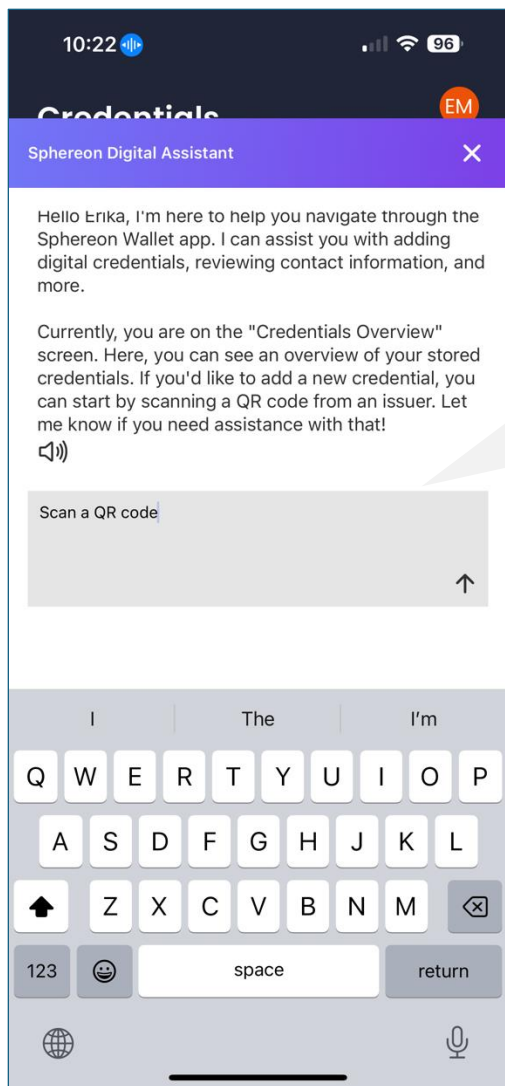


Message



You can also ask it to explain things in easy-to-understand terms, even with examples.

Using the Wallet



You can also talk to the Digital Assistant.

This does depend on your device's Voice Control and Speech-to-Text functions.

The Credential Catalogue



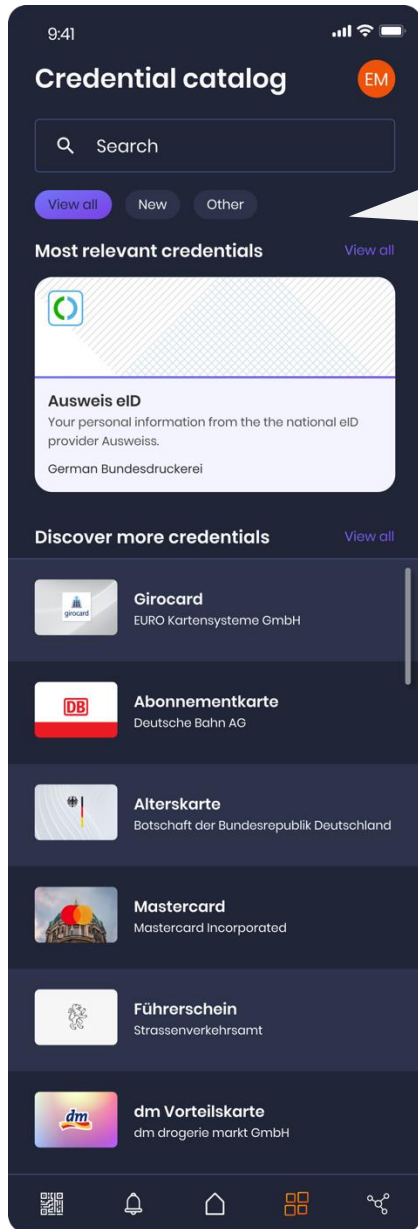
Sphereon Wallet

Using the Wallet



On the bottom you see a menu bar.

Using the Wallet



This is an overview of the available credentials in your Wallet and possible other credentials you can request.


F.i. if you skipped step 3 in the onboarding, you always could find the Ausweis eID card here.

Sharing Information



Sphereon Wallet

Sharing information



We would like to receive 1 or more credentials from you

Purpose: We need to verify your identity information.




Web wallet address

Go

Scan this QR code with your mobile wallet's QR code scanner.
Or enter your web wallet address to open it.

Sharing information is always done by request.

Sharing information



We would like to receive 1 or more credentials from you

Purpose: We need to verify your identity information.




Web wallet address

Go

Scan this QR code with your mobile wallet's QR code scanner.
Or enter your mobile wallet's QR code scanner.
web wallet address to open it.

This organization is requesting you to share some information by presenting a QR-code.

Sharing information



We would like to receive 1 or more credentials from you

Purpose: We need to verify your identity information.



Web wallet address

Go

Scan this QR code with your mobile wallet's QR code scanner.
Or enter your web wallet address to open it.

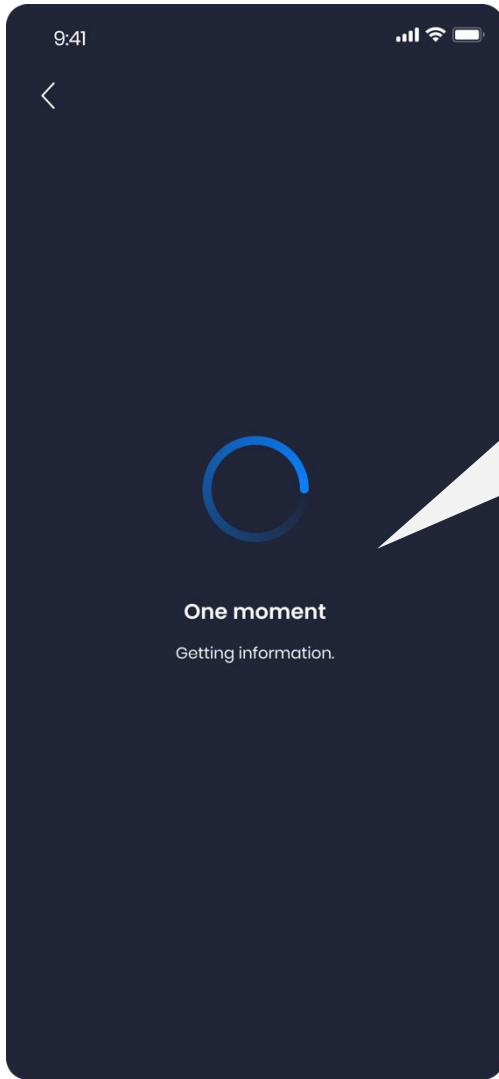
And they *must* tell you the purpose of this request. *Why* do they need this information.

Information request



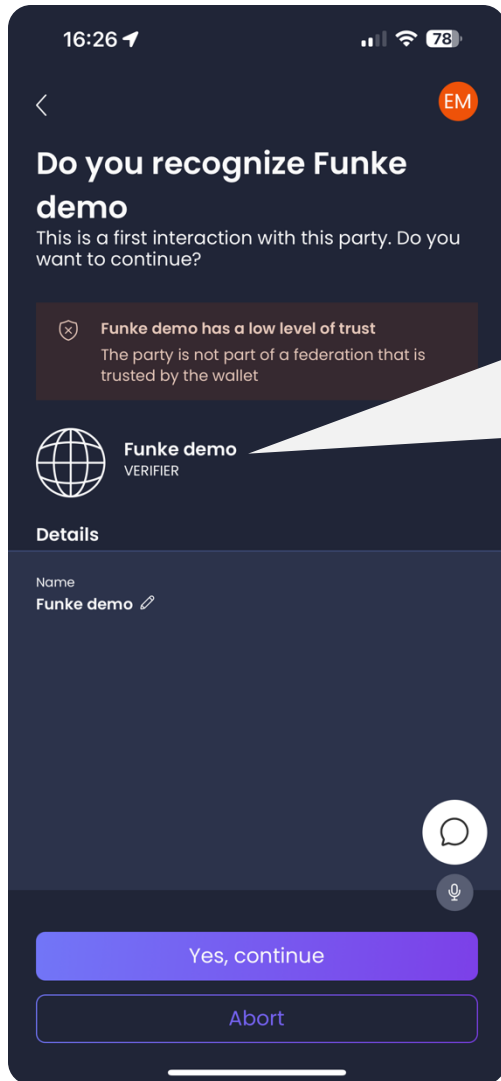
Use the QR-icon to activate the scanning function.

Information request



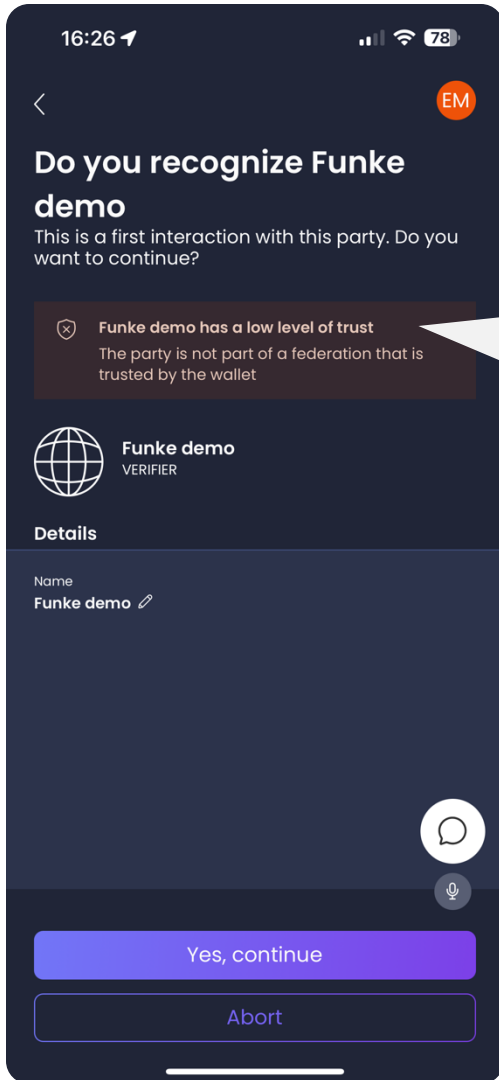
The requested information is being retrieved.

Information request



The first time you are asked to share information with a new organization, the Sphereon wallet will ask you if you know this organization and if you want to continue.

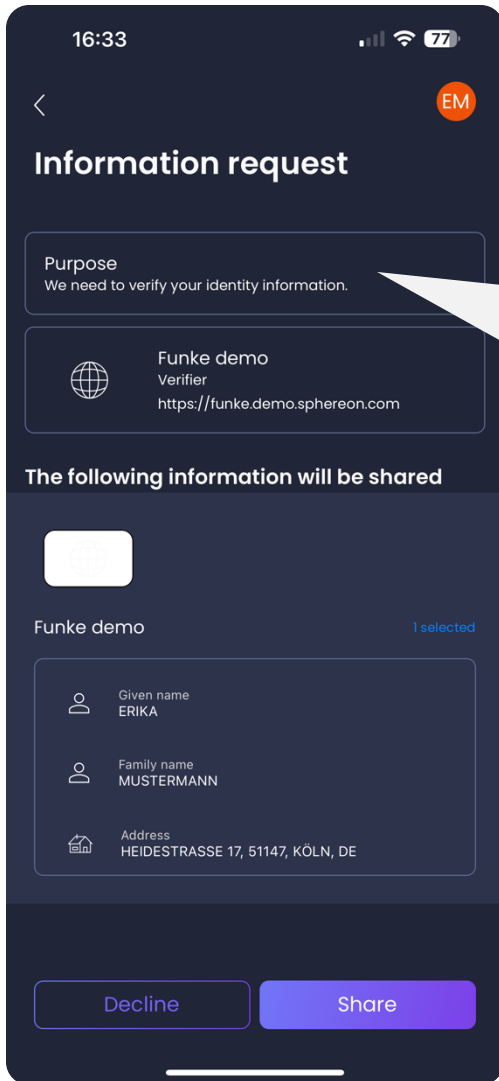
Information request



Using a public Trust Registry the Sphereon wallet will verify the organization and how much it can be trusted.

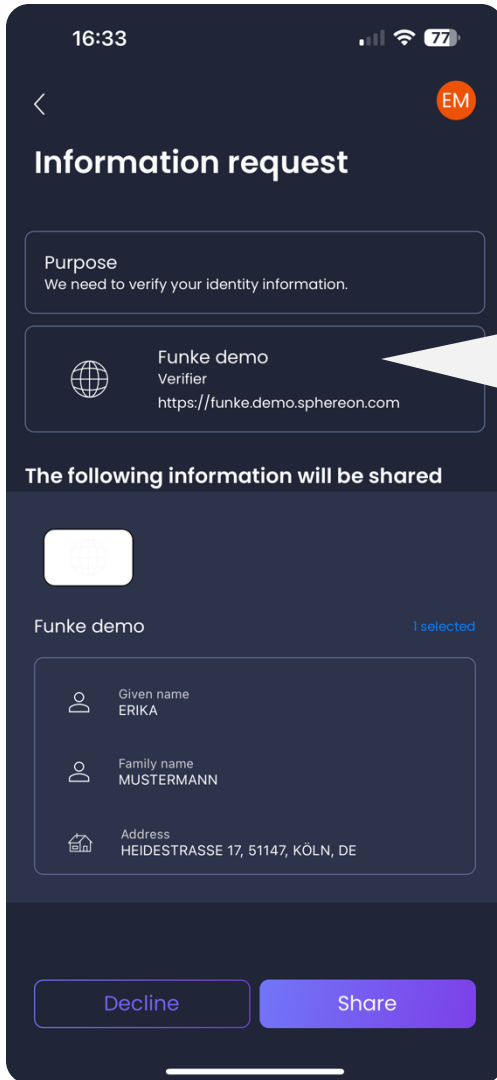
More information about this can be found at <https://sphereon.com/trust-registries>

Information request



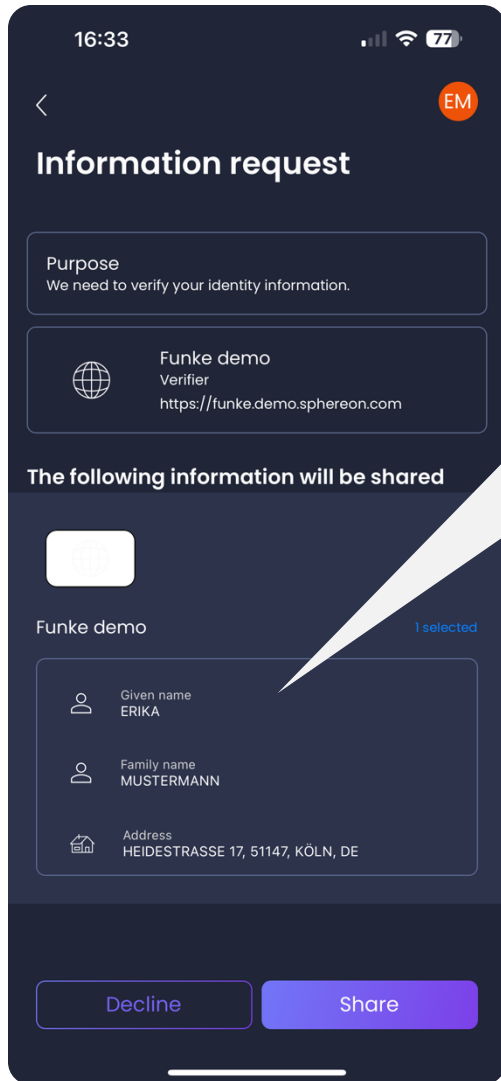
The organization must tell you the purpose of the request.

Information request



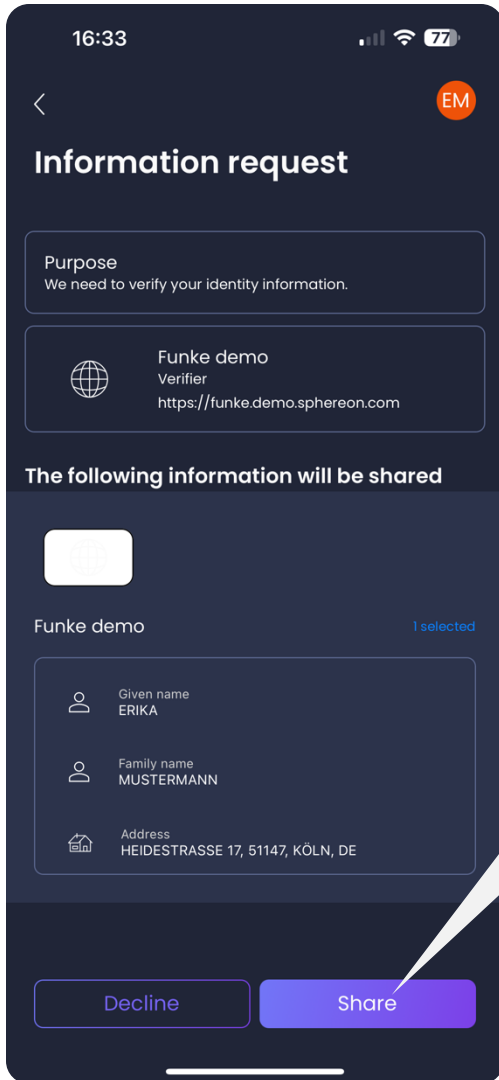
The organization must identify itself.

Information request



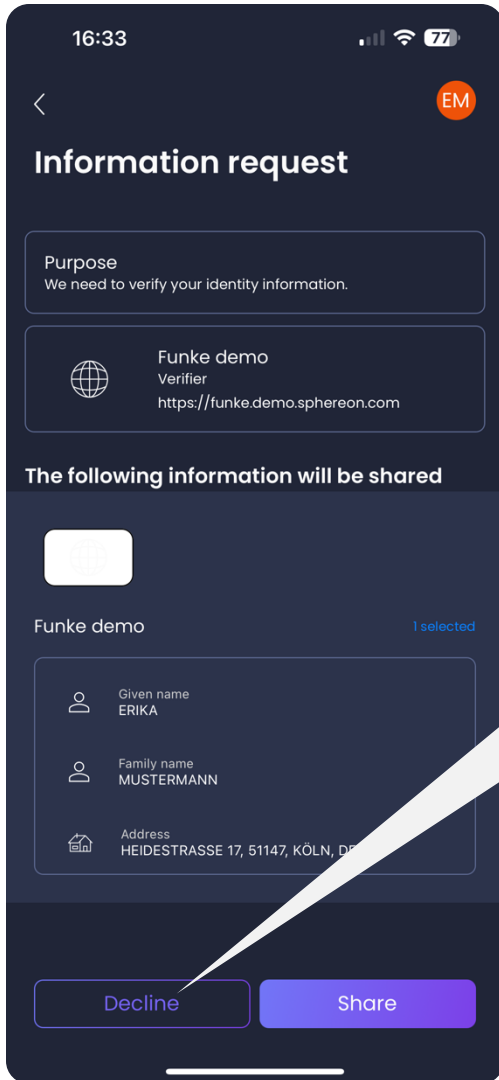
And the organization must disclose exactly which information they are asking for.

Information request



Only then you decide whether you want to share this information.


Information request



Only then you decide whether you want to share this information.


Or not.

Information request



Only when you consent to share your information by pressing the [Share] button, your information is shared.

Relying party demo



Thank you for providing the below information

Almost there. This is what we received from you.

Address:

Country: DE
Street address: HEIDESTRASSE 17
Locality: KÖLN
Postal code: 51147

Issuing country: DE
Issuing authority: DE
Family name: MUSTERMANN
Given name: ERIKA
Age is above 18: true

Next

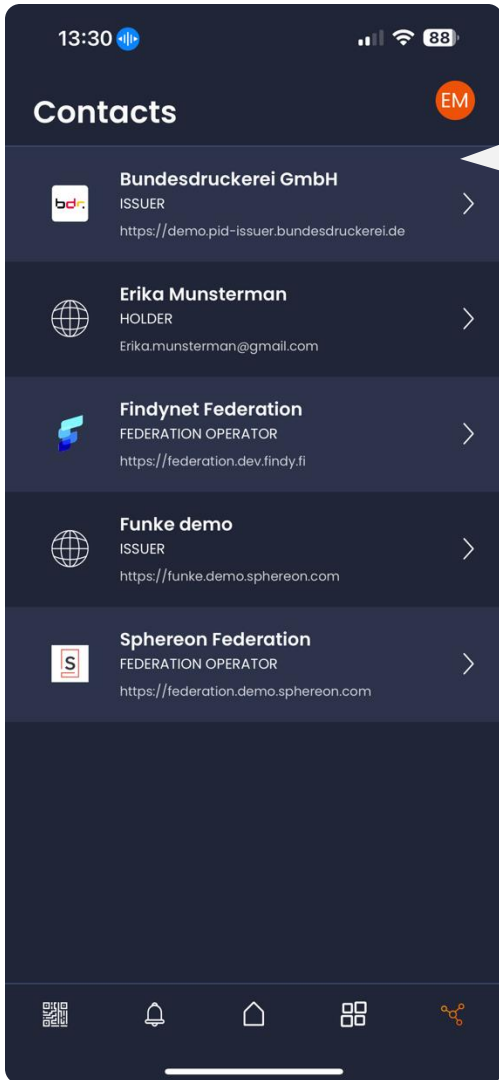
Only you and the requesting organization know about this transaction. Nobody else.

Contacts & Audit trails



Sphereon Wallet

Contacts



An overview of parties that you have agreed to connect with.

Contacts



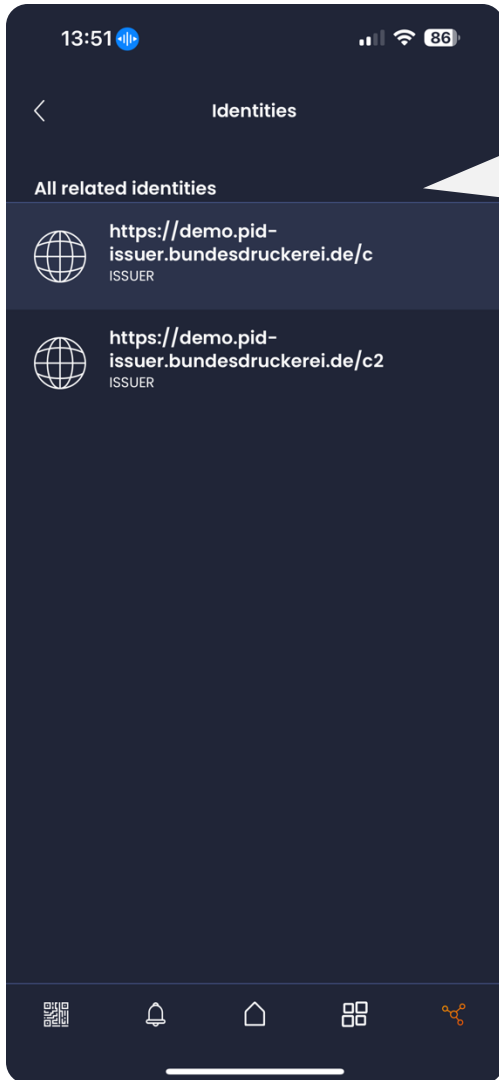
Detailed overview of a contact.

Contacts



Link to more details about the identity information of this contact.

Contacts



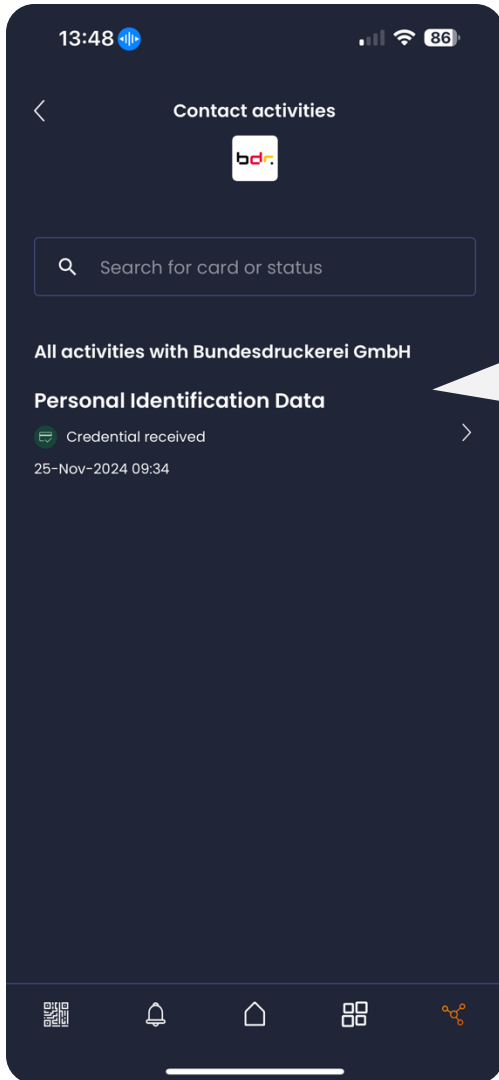
This contact has two verifiable digital identities related to it.

Contacts



Link to an audit trail about interactions with this contact.

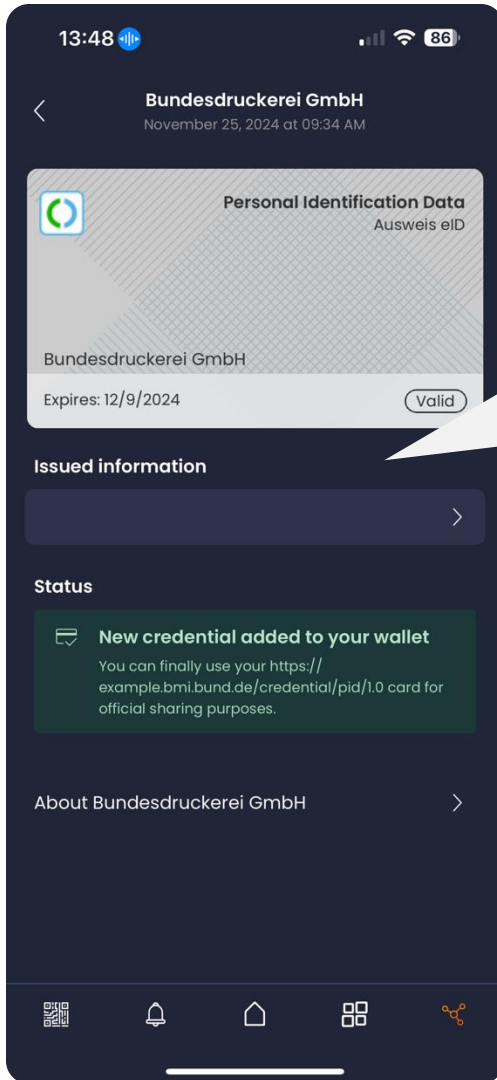
Contact Audit trail



A list of all activities you have had with this party.

You can see more details about an activity by pressing the > icon.

Contact Audit trail



Details include:

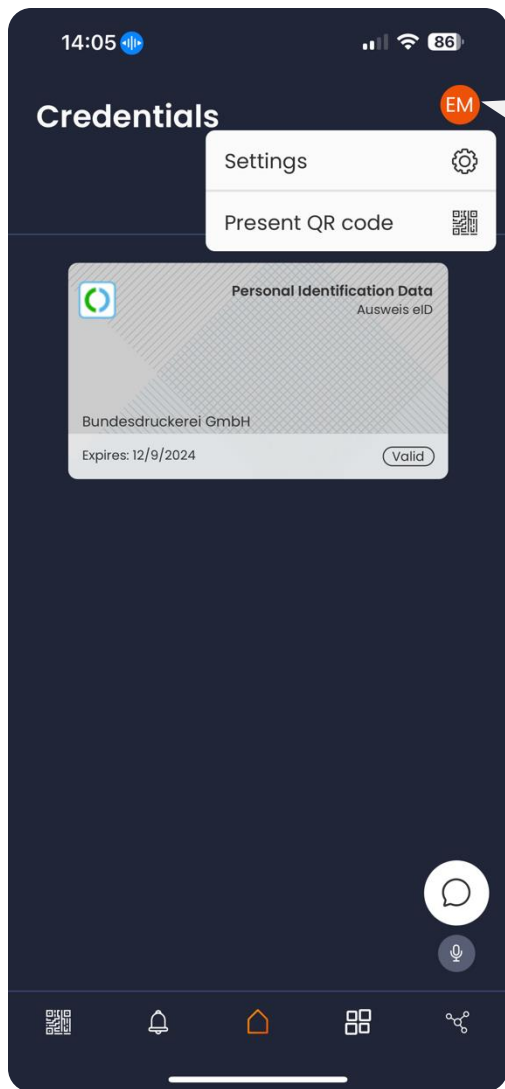
- Party
- Date & time
- Issued information
- Status message

Application Settings



Sphereon Wallet

Settings



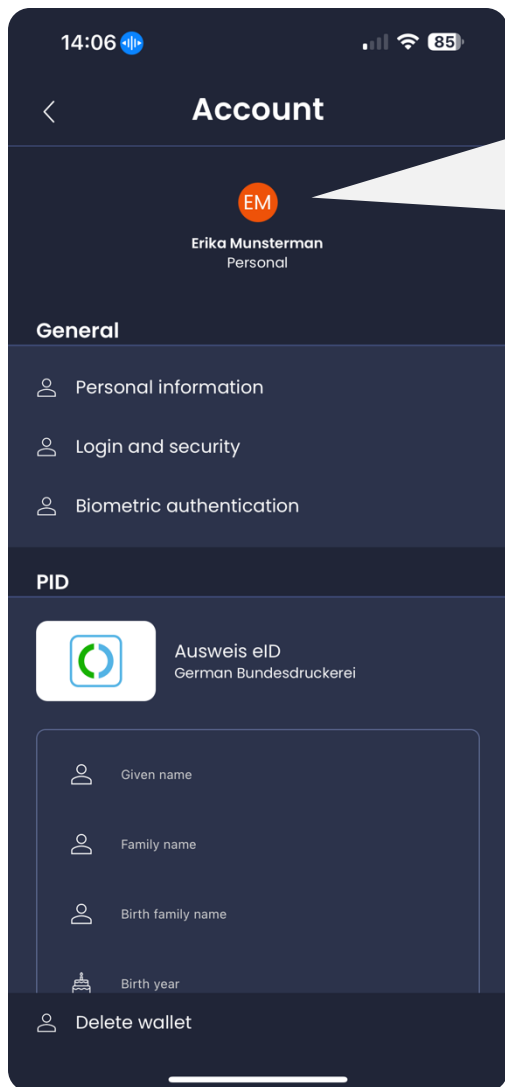
You can access the settings by pressing the profile icon on the top-right and selecting [Settings].

Settings



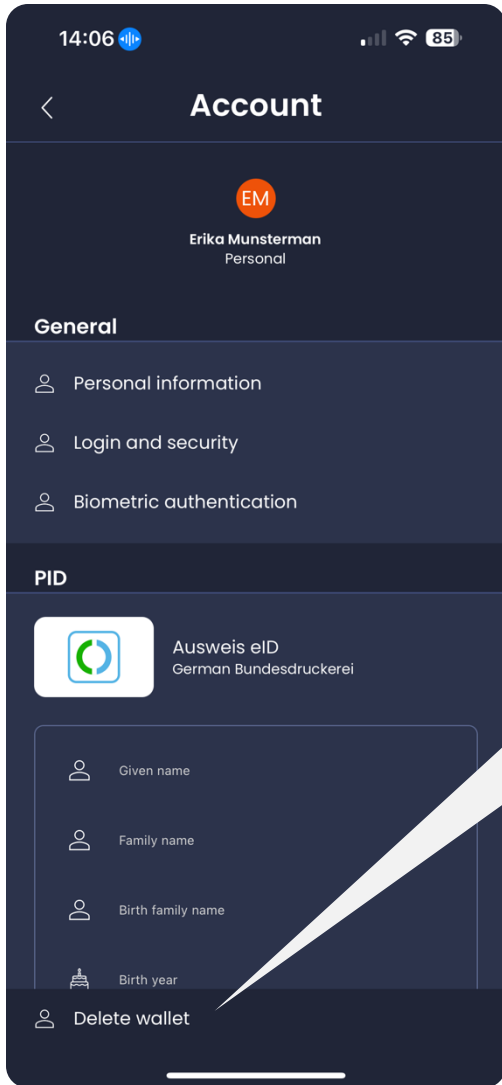
The settings screen provides gives access to several groups of settings

Settings



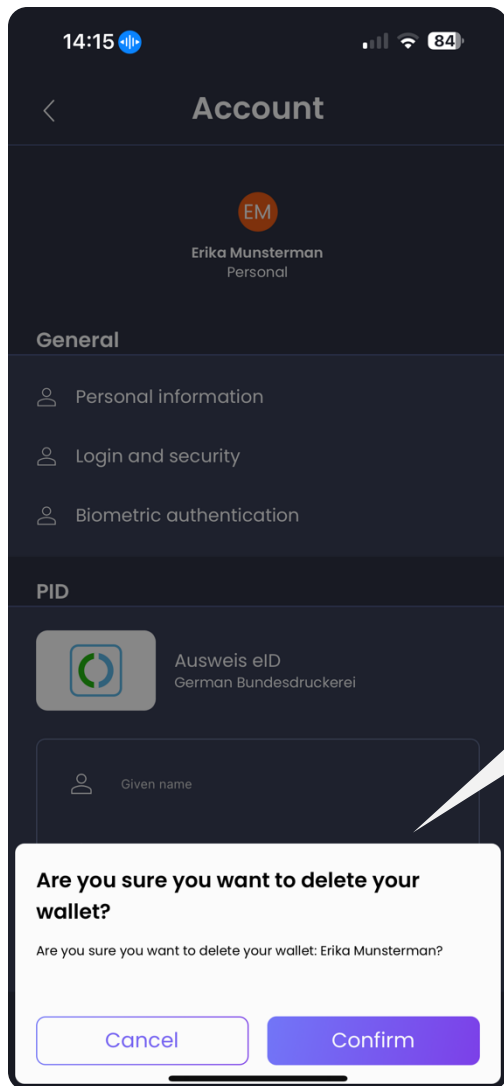
In this version of the wallet, we just provide an overview of your information.

Deleting the wallet



We do allow you to delete your wallet.

Deleting the wallet



We do allow you to delete your wallet.

But be very careful: you won't be able to undo this or recover your wallet after you delete it!

Remember: we're not storing your information anywhere but on your own personal device!

Contact us for more information

 sphereon

info@sphereon.com
sphereon.com



Sphereon Wallet